


Give Yourself a Hand!

The fingers you use to play the harp are numbered (1- 4 on each hand).

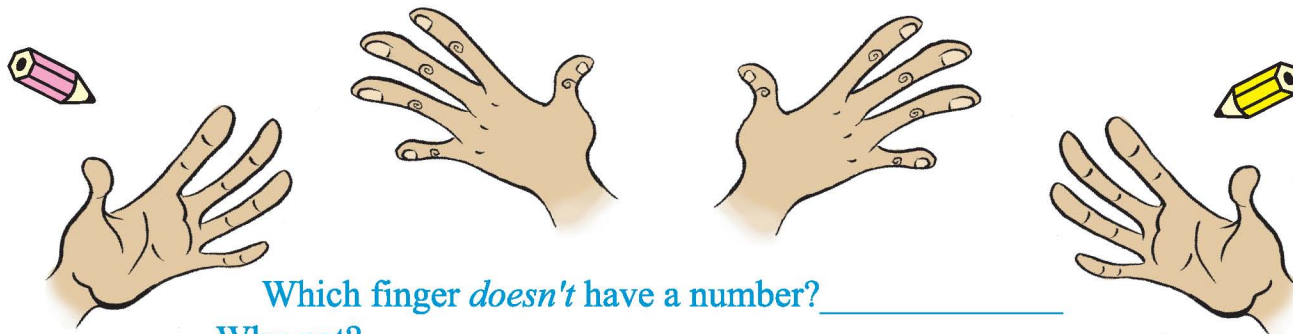
These numbers are used in harp music notation to show which finger to play the notes with. These numbers are often written inside a bracket under or above the notes.



X-tra CREDIT!!!
What song is this?

The brackets show which fingers to **place*** on the strings at the same time before playing those notes.

Write in numbers by the 4 harping fingers on the hands below (hint: thumbs are #1):

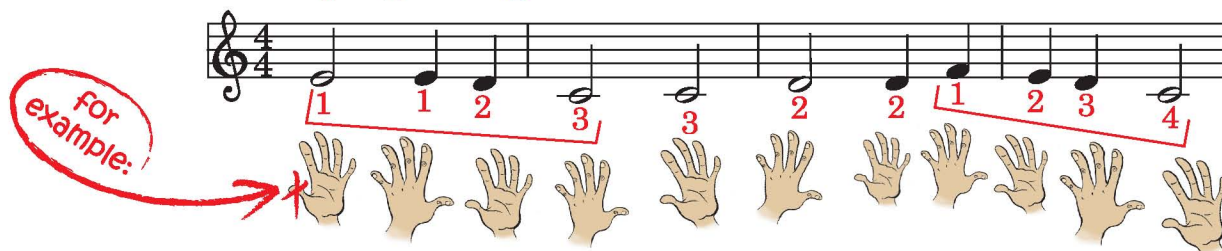


Which finger *doesn't* have a number? _____
Why not? _____

Draw lines to connect the numbers to the proper fingers:



Place an X on the proper finger of the hand below each note on this music staff:



Be sure to pay attention to which way the hands are facing!



Experiment with playing these notes on your harp and find the easiest **fingering*** and **placing*** for this music. Write in the numbers and brackets below.



***Ask your teacher what these words mean - if you don't already know!**